



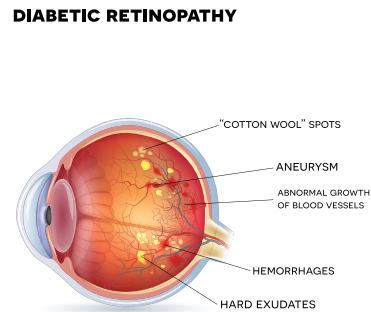
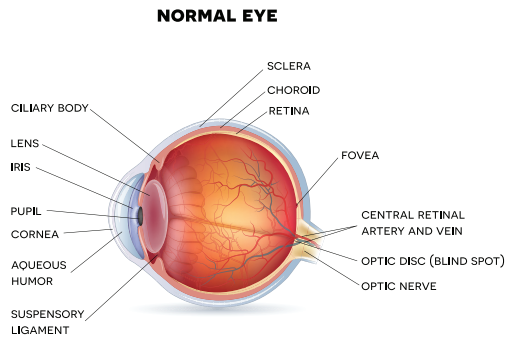
DIABETIC RETINOPATHY

Aster
HOSPITAL

We'll Treat You Well



Digital Version



WHAT IS DIABETIC RETINOPATHY?

Diabetic retinopathy is damage to the retina, the part of the back of the eye that converts light into electrical signals. Your brain interprets these signals to produce the images that you see. Blood vessels bring oxygen and nutrients to your retina. Having diabetes may affect these bloodvessels in several ways, particularly if it is poorly controlled. If the changes are severe, they will affect the health of your retina and can damage your sight.

Untreated diabetic retinopathy is one of the most common causes of sight loss. You are at risk of getting diabetic retinopathy whether your diabetes is controlled by diet, tablets, or insulin.

WHO IS MOST AT RISK?

You are at greater risk of diabetic retinopathy if you:

- have had diabetes for a long time
- have poorly controlled diabetes
- have high blood pressure
- are pregnant
- are of Asian or Afro-Caribbean ethnic background

Looking after your diabetes can reduce the risk of your retinopathy progressing

and can slow the rate at which any changes happen.

Attending your regular diabetic eye screening appointments is important because diabetic retinopathy does not cause symptoms until it has reached an advanced stage. Treatment, when given at the right time, is effective at reducing or preventing damage to your sight.

WHAT CAN I DO TO HELP?

You can reduce the risk of your retinopathy getting worse if:

- you continue to attend your diabetic eye screening appointments every year
- your blood sugar (HbA 1c) is kept at the levels agreed with your health care team
- you see your health care team regularly to check your blood pressure is not raised
- your blood fats (cholesterol) are kept at the levels agreed with your health care team
- you get professional advice if you notice any new problems with your sight
- you eat a healthy, balanced diet
- you try to lose excess weight if you are overweight
- you take your medication as prescribed
- you exercise regularly
- you try to cut down or stop smoking if

you are a smoker

Remember, you should continue to visit an optician regularly for a normal eye examination as well as attending your diabetic eye screening appointment.

WHAT IS BACKGROUND RETINOPATHY?

Background retinopathy is the earliest stage of changes to your retina caused by diabetes. Background retinopathy is common.

At this stage, diabetes has started to affect the small blood vessels in your retina. This means they may:

- bulge slightly (microaneurysms)
- leak blood (retinal hemorrhages)
- leak fluid (exudates)

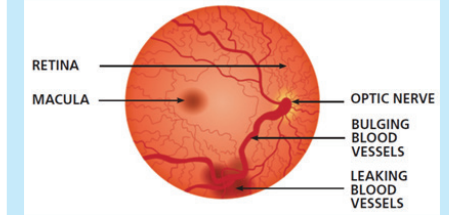
Background retinopathy does not affect your sight but means there is a greater risk that you will develop more serious changes that may damage your sight.

MORE ADVANCED STAGES

Pre-proliferative retinopathy: Pre-proliferative retinopathy occurs when changes to the retina are more extensive than with background retinopathy. This means you may need to be monitored more closely because of the increased risk of developing changes that may damage your sight.

Proliferative retinopathy: Proliferative retinopathy is more serious and can cause loss of sight. It occurs if your retinopathy progresses further and large areas of your retina are starved of a proper blood supply.

Treatment for proliferative retinopathy reduces the risk of sight loss, particularly if given before your vision has been affected.



Maculopathy: The macula is the small central part of the retina that you use to see things clearly. It is the most used area of the retina and is the part you are using now to read this leaflet.

Maculopathy is when diabetic retinopathy occurs at or around your macula. If you have maculopathy, you may need to be monitored more closely or offered treatment to reduce the risk of sight loss.



PLEASE SCAN FOR
THE LOCATION

Aster HOSPITAL

We'll Treat You Well

Mankhool, Kuwait Road, Al Mankhool - Dubai

📞 04 440 0500 🌐 asterhospitals.com 📱 📺 📷 📺 asterhospital

DEPARTMENTS

Accident & Emergency • Anesthesiology • Cardiology • Clinical Nutrition
Dental Centre • Dermatology • ENT • General Surgery • Insurance
Internal Medicine • Laboratory Services • Neurosurgery • Ophthalmology
Obstetrics & Gynaecology • Orthopedics • Patient Affairs